


How to create a concrete activity in your own organization



Purpose and process



- **Purpose:** to create a process, where all the participants reflect on the input given during Friday and Saturday and turn them into concrete activities in their own organization.
- **The process:** We will follow stepwise process described.



1. Mapping the situation (the city)
2. Gathering ideas (rays of sunlight)

Coffe break

3. Presentation of donors in plenary hall
4. Focusing the goals (the sun)
5. Finding the way (climbing the mountain)
6. Dealing with challenges or risk (the clouds)

Lunch

7. Finding the right people
8. Present your project to 1-2 other groups

Sharing



Sharing projects:

Turn your projects into a shared document so we can contribute to a catalogue of ideas for others to use as inspiration.

Visit Annette at the “Wall of Ideas” when you are done




Work in groups

Self-organized groups

- Consider working in countries
- Consider working with other people in similar situation
- Groups of 3-8 people

Facilitators to assist




1. Mapping the situation (the city)
2. Gathering ideas (rays of sunlight)

Coffe break

3. Presentation of donors in plenary hall
4. Focusing the goals (the sun)
5. Finding the way (climbing the mountain)
6. Dealing with challenges or risk (the clouds)

Lunch

7. Finding the right people
8. Present your project to 1-2 other groups



Donors' Market



Sebastian Meitz

- WOSM,

Joergen Guldborg

- Eric Frank Trust UK
- European Scout Foundation
- Rotary, Lions (Service Clubs)

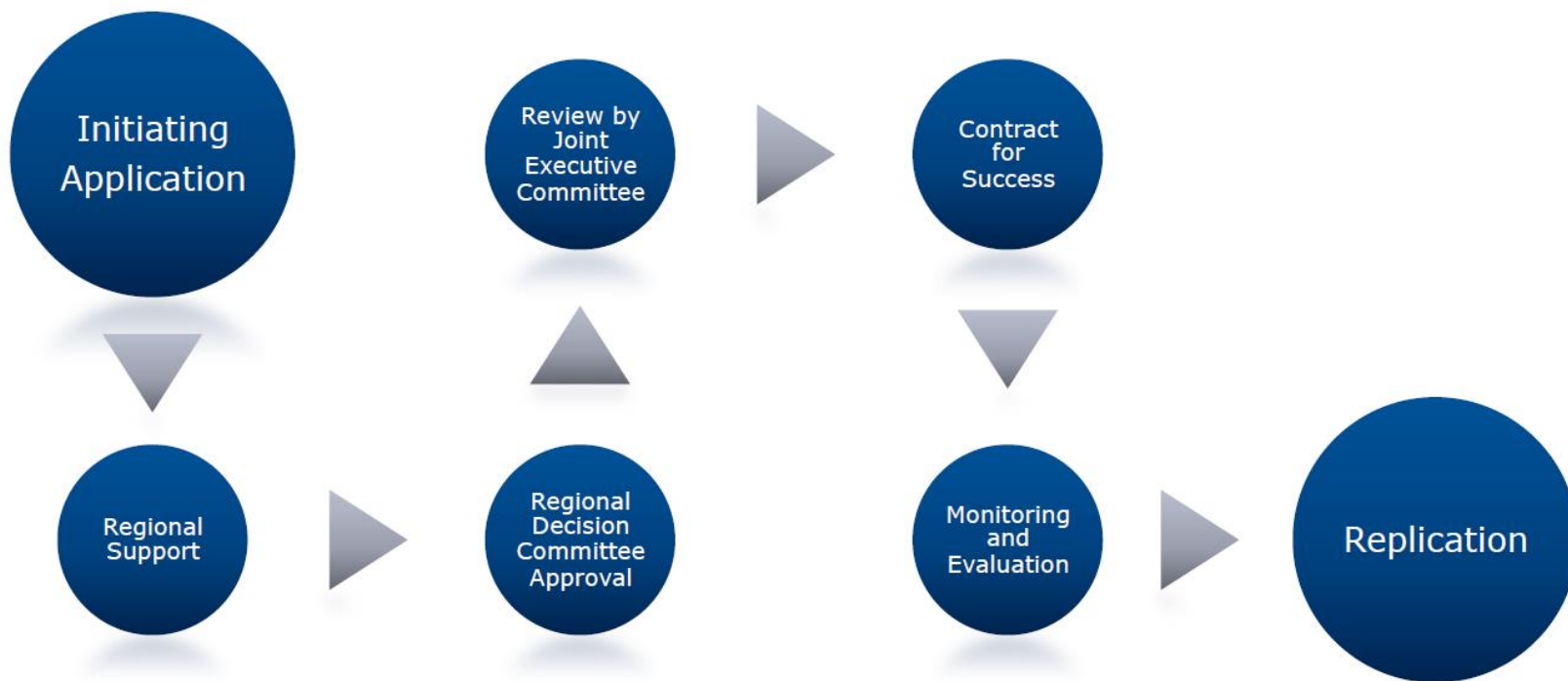
- EU Communities

Michael Graae / Anders Ljorring

- Asocio

Available until 14.00

Fund Application Process



Jørgen Guldborg

- Eric Frank Trust UK
- European Scout Foundation
- Rotary, Lions (Service Clubs)
- EU Communities

jorgen@guldborg-int.com



Denmark Supports
**International
Guiding and Scouting**




Geographic: from Eastern and Central Europe to all countries.

Area: from leader training to all activities supporting the goal.

Partnership: WAGGGS, WOSM, Danish Guide and Scout Association.





1. Mapping the situation (the city)
2. Gathering ideas (rays of sunlight)

Coffe break

3. Presentation of donors in plenary hall
4. Focusing the goals (the sun)
5. Finding the way (climbing the mountain)
6. Dealing with challenges or risk (the clouds)

Lunch

7. Finding the right people
8. Present your project to 1-2 other groups

